

# KFC-W1005DB / KFC-W1025DB

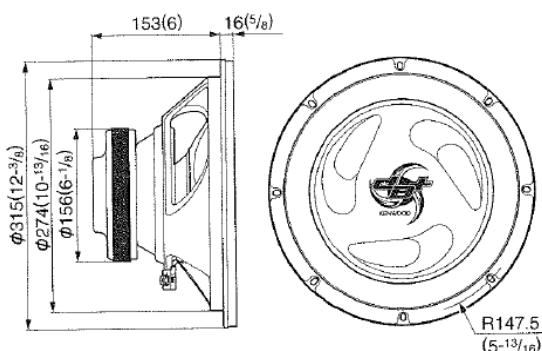
# KFC-W1205DB / KFC-W1225DB

## Specifications

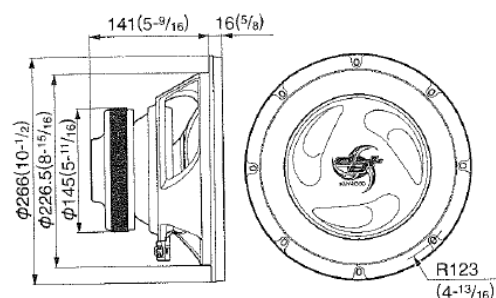
	KFC-W1205DB	KFC-W1225DB	KFC-W1005DB	KFC-W1025DB
<b>Subwoofer</b>	300 mm (12") PBO Cone type	300 mm (12") PBO Cone type	250 mm (10") PBO Cone type	250 mm (10") PBO Cone type
<b>Nominal Impedance</b>	4 Ω	4 Ω + 4 Ω	4 Ω	4 Ω + 4 Ω
<b>Peak Input Power</b>	1,200 W	1,200 W	1,000 W	1,000 W
<b>Rated Input Power</b>	300 W	300 W	250 W	250 W
<b>Sensitivity</b>	93 dB/W at 1 m	93 dB/W at 1 m	92 dB/W at 1 m	92 dB/W at 1 m
<b>Free Air Resonance</b>	25 Hz	24 Hz	32Hz	30 Hz
<b>Frequency Response</b>	20 Hz ~ 600 Hz	20 Hz ~ 600 Hz	25 Hz ~ 700 Hz	25 Hz ~ 700 Hz
<b>Dimensions</b>				
<b>Diameter</b>	315 mm (12-3/8")	315 mm (12-3/8")	266 mm (10-1/2")	266 mm (10-1/2")
<b>Depth</b>	169 mm (6-5/8")	169 mm (6-5/8")	157 mm (6-3/16")	157 mm (6-3/16")
<b>Mounting Depth</b>	153 mm (6")	153 mm (6")	141 mm (5-9/16")	141 mm (5-9/16")
<b>Net Weight</b>	5,520 g	5,520 g	4,470 g	4,470 g
<b>Supplied Parts</b>	Screw ø 4 - 25 × 8 Spacer × 1	Screw ø 4 - 25 × 8 Spacer × 1	Screw ø 4 - 25 × 8 Spacer × 1	Screw ø 4 - 25 × 8 Spacer × 1

## Dimensions

### ■ KFC-W1205DB

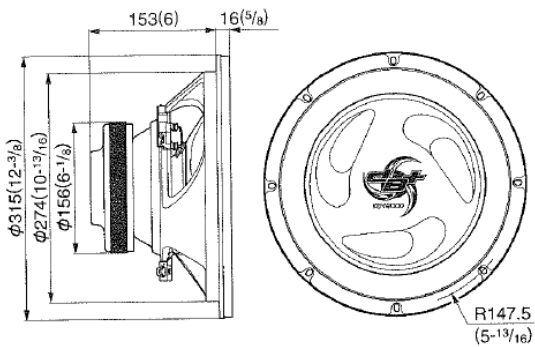


### ■ KFC-W1005DB

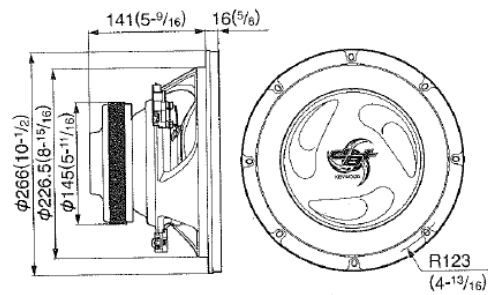


# Dimensions

## ■ KFC-W1225DB



## ■ KFC-W1025DB





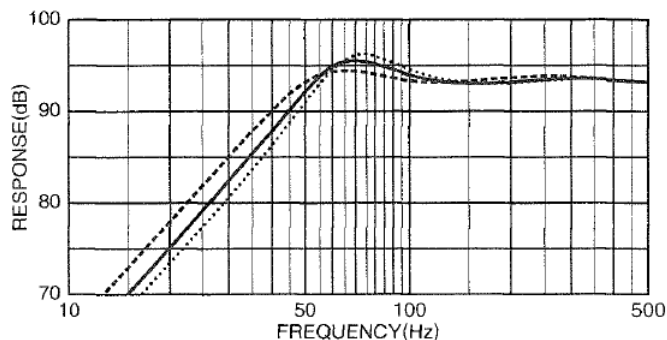
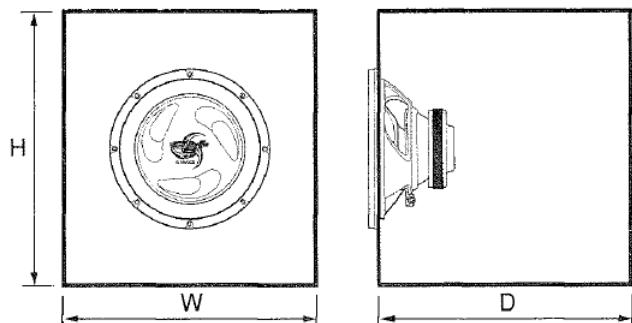
# Technical specifications

	SIGN	KFC-W1205DB	KFC-W1225DB	KFC-W1005DB	KFC-W1025DB	UNIT
Nominal Impedance	Z	4	4+4	4	4+4	ohms
DC Resistance	Re	3.2	3.1+3.1	3.0	3.1+3.1	ohms
Voice Coil Inductance	Levc	1.4	4.7	1.0	3.8	mH
Piston Area	Sd	0.0475	0.0475	0.0312	0.0312	Sq.m
Force Factor	BL	9.44	17.9	8.99	16	T.m
Volume Acoustic Compliance	Vas	119	113	41	43	liter
Compliance		4.198	3.986	1.446	1.517	cu.ft
Moving Mass	Mms	103	126	62.8	86	g
Resonant Frequency	Fs	25	24	32	30	Hz
Mechanical Q Factor	Qms	6.21	6.06	4.49	5.25	
Electrical Q Factor	Qes	0.61	0.37	0.64	0.4	
Total Q Factor	Qts	0.55	0.35	0.56	0.37	
Peak Excursion	Xmax	9	9	9	9	mm
Peak Power Handling		1,200	1,200	1,000	1,000	W
RMS Power Handling		300	300	250	250	W
Sensitivity (1 W/1 m)		93	93	92	92	dB
Displacement		4,245	4,245	2,406	2,406	CC
		0.15	0.15	0.085	0.085	cu-ft
Mounting Depth		153 (6)	153 (6)	141 (5-9/16)	141 (5-9/16)	mm (in.)
Weight of Magnet	M	1,500 (52.9)	1,500 (52.9)	1,200 (42.3)	1,200 (42.3)	g (oz.)
Voice Coil Diameter	d	65 (2-9/16)	65 (2-9/16)	48 (1-7/8)	48 (1-7/8)	mm (in.)

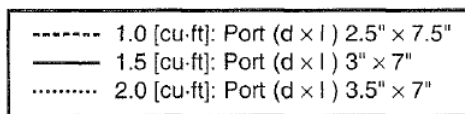
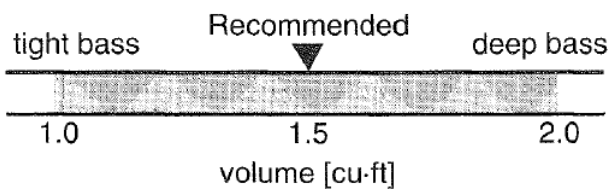
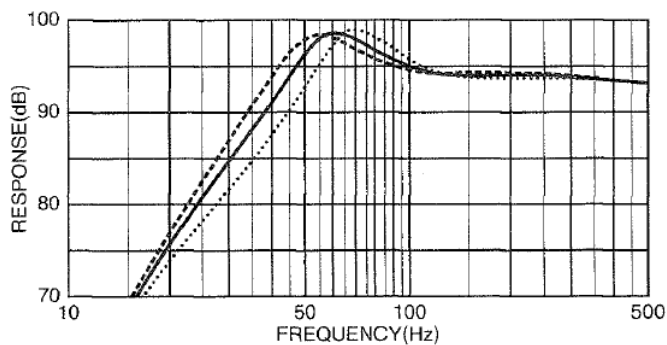
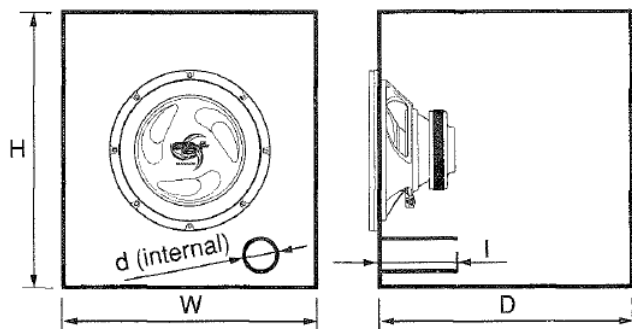
# Recommended Enclosures

## KFC-W1205DB/KFC-W1225DB

### ■ SEALED



### ■ PORTED



### Recommended Enclosure

\*W, H, D .....External Dimensions


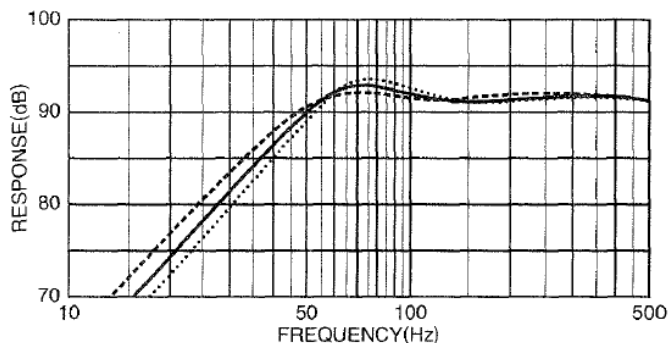
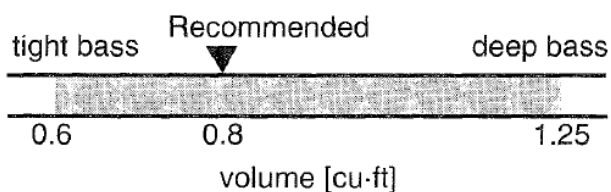
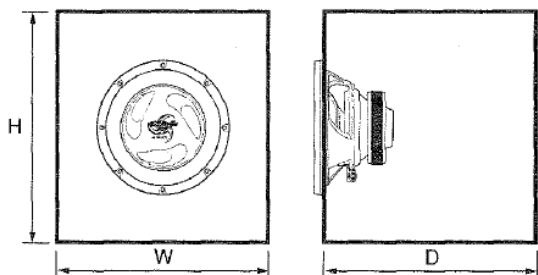
Model Name	Volume	W	H	D	Mounting Hole	Port Diameter d	Port Length l	Displacement
KFC-W1205DB	1	375 (14-3/4)	360 (14-3/16)	350 (13-3/4)	276 (10-7/8)	Sealed	Sealed	0.15
KFC-W1225DB	1.5	380 (14-15/16)	505 (19-7/8)	340 (13-3/8)		76 (3)	178 (7)	
(unit)	cu-ft	mm (in.)						cu-ft

Use 21 mm (3/4 inch) thick Medium Density Fiberboard (MDF) or High Density Particleboard.

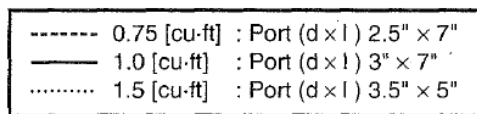
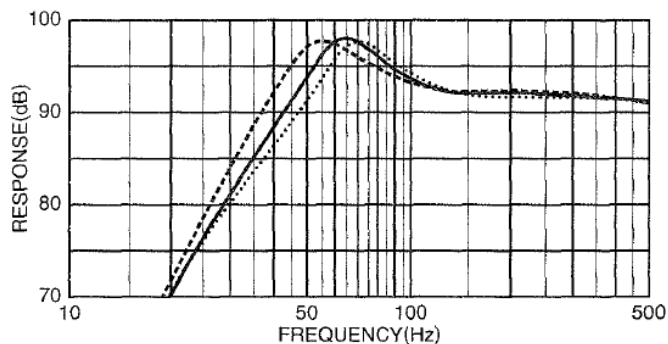
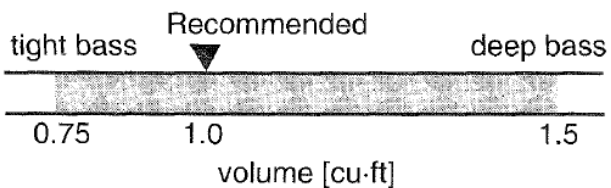
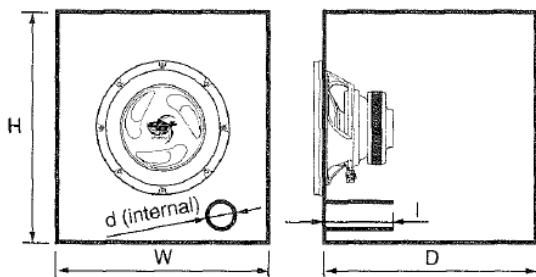
# Recommended Enclosures

## KFC-W1005DB/KFC-W1025DB

### ■ SEALED



### ■ PORTED



### Recommended Enclosure

\*W, H, D .....External Dimensions

Model Name	Volume	W	H	D	Mounting Hole	Port Diameter d	Port Length l	Displacement
KFC-W1005 DB	0.8	350 (13-3/4)	330 (13)	320 (12-5/8)	228 (9)	Sealed	Sealed	0.085
KFC-W1025DB	1	330 (13)	510 (20-1/16)	270 (10-5/8)		76 (3)	178 (7)	
(unit)	cu-ft	mm (in.)						cu-ft

Use 21 mm (3/4 inch) thick Medium Density Fiberboard (MDF) or High Density Particleboard.